

SPECIFICATION FOR APPROVAL

REF :

PAGE: 1

PROD. NAME	RADIAL INDUCTOR	ABC'S DWG NO.	RB0914□□□□L□-□□□
		ABC'S ITEM NO.	

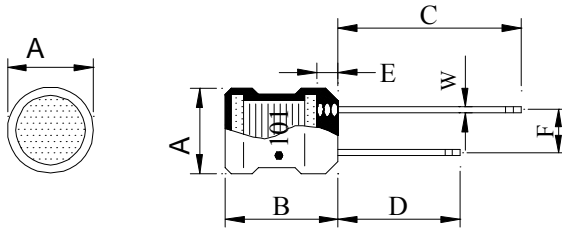
. CONFIGURATION & DIMENSIONS :

Marking :

" ● " : Start

● 101----100 uH (Inductance code)

A	:	8.7±0.5	m/m
B	:	12.0±1.0	m/m
C	:	25.0±5	m/m
D	:	18.0±5	m/m
E	:	2.5 max.	m/m
F	:	5.0±0.8	m/m
W	:	0.65	m/m

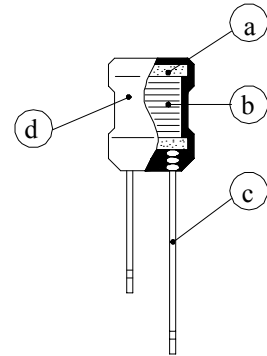


. SCHEMATIC DIAGRAM :



. MATERIALS :

- a . Core : Ferrite DR core
- b . Wire : Enaelled copper wire (Class F)
- c . Lead : Sn/Ag/Cu
- d . Tube : Shrinkable tube 125 , 600V
- e . Remark : Products comply with RoHS' requirements



. GENERAL SPECIFICATION :

- a . Temp. rise : 20 max. at rated current.
- b . Storage temp. : -40 ---- +105
- c . Operating temp. : -25 ---- +85

AE-001A

SPECIFICATION FOR APPROVAL

REF :

PAGE: 2

PROD. NAME	RADIAL INDUCTOR	ABC'S DWG NO.	RB0914□□□□L□-□□□
		ABC'S ITEM NO.	

. ELECTRICAL CHARACTERISTICS :

DWG No.	Indutance (μ H)	Q min.	Test Freq. (MHz)		SRF (MHz) min.	RDC (Ω) max.	IDC (A) max.
			L	Q			
RB09143R3ML□-□□□	3.3 \pm 20%	20	7.96		70.0	0.027	3.60
RB09144R7ML□-□□□	4.7 \pm 20%	20	7.96		50.0	0.033	3.20
RB09146R8ML□-□□□	6.8 \pm 20%	20	7.96		30.0	0.039	3.00
RB0914100KL□-□□□	10.0 \pm 10%	50	2.52		20.0	0.048	2.70
RB0914120KL□-□□□	12.0 \pm 10%	50	2.52		15.0	0.055	2.50
RB0914150KL□-□□□	15.0 \pm 10%	50	2.52		10.0	0.060	2.40
RB0914180KL□-□□□	18.0 \pm 10%	40	2.52		9.5	0.065	2.30
RB0914220KL□-□□□	22.0 \pm 10%	40	2.52		9.0	0.090	1.90
RB0914270KL□-□□□	27.0 \pm 10%	40	2.52		8.5	0.110	1.80
RB0914330KL□-□□□	33.0 \pm 10%	40	2.52		8.0	0.120	1.70
RB0914390KL□-□□□	39.0 \pm 10%	30	2.52		7.0	0.130	1.60
RB0914470KL□-□□□	47.0 \pm 10%	30	2.52		6.0	0.140	1.50
RB0914560KL□-□□□	56.0 \pm 10%	30	2.52		5.0	0.200	1.30
RB0914680KL□-□□□	68.0 \pm 10%	30	2.52		4.5	0.210	1.20
RB0914820KL□-□□□	82.0 \pm 10%	30	2.52		4.0	0.230	1.10
RB0914101KL□-□□□	100.0 \pm 10%	30	0.796		3.5	0.280	1.00
RB0914121KL□-□□□	120.0 \pm 10%	30	0.796		3.0	0.320	0.90
RB0914151KL□-□□□	150.0 \pm 10%	30	0.796		2.8	0.370	0.80
RB0914181KL□-□□□	180.0 \pm 10%	30	0.796		2.6	0.540	0.75
RB0914221KL□-□□□	220.0 \pm 10%	30	0.796		2.4	0.600	0.70
RB0914271KL□-□□□	270.0 \pm 10%	20	0.796		2.2	0.680	0.65
RB0914331KL□-□□□	330.0 \pm 10%	20	0.796		2.0	0.760	0.60
RB0914391KL□-□□□	390.0 \pm 10%	20	0.796		1.9	0.850	0.55
RB0914471KL□-□□□	470.0 \pm 10%	20	0.796		1.8	1.300	0.50
RB0914561KL□-□□□	560.0 \pm 10%	20	0.796		1.7	1.400	0.45
RB0914681KL□-□□□	680.0 \pm 10%	20	0.796		1.6	1.600	0.40
RB0914821KL□-□□□	820.0 \pm 10%	20	0.796		1.5	1.800	0.35
RB0914102KL□-□□□	1000.0 \pm 10%	40	0.252		1.3	2.100	0.30

- 1). □ : Packafing information... [A] Bulk
 2). "-□□□":Reference code

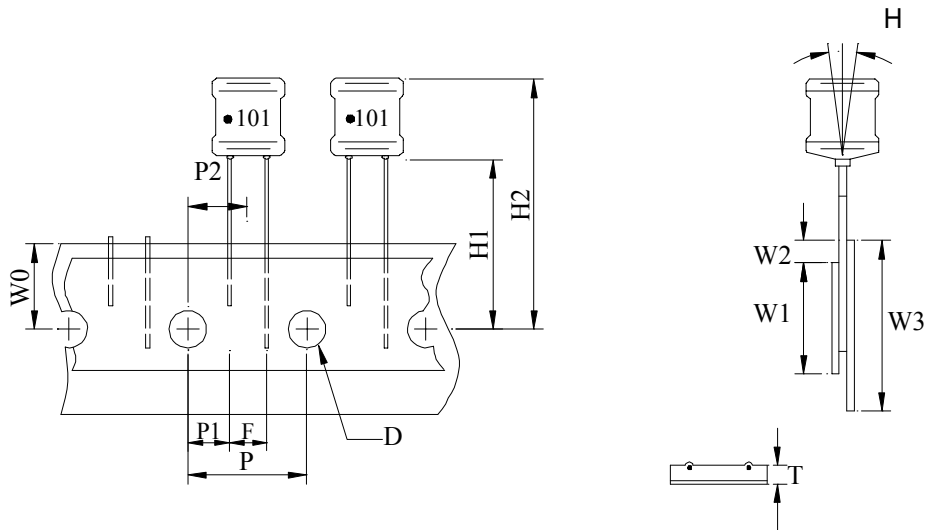
SPECIFICATION FOR APPROVAL

REF :

PAGE: 3

PROD. NAME	RADIAL INDUCTOR	ABC'S DWG NO.	RB0914□□□□L□-□□□
		ABC'S ITEM NO.	

. TAPED PACKAGE DIMENSIONS :



500 PCS / REEL

ITEM	SYMBOL	SPECIFICATION			
		MILIMETER		INCH	
		SIZE	TOLERANCE	SIZE	TOLERANCE
TAPE FEED HOLE DIAMETER	D	4.00	±0.20	0.157	±0.008
COMPONENT LEAD PITCH	F	5.00	±0.50	0.200	±0.020
FRONT-TO-REAR DEFLECTION	H	2.00	MAX.	0.079	MAX.
FEED HOLE TO BOTTOM OF COMPONENT	H1	18.50	±0.80	0.728	±0.040
FEED HOLE TO OVERALL COMPONENT HEIGHT	H2	32.50	MAX.	1.280	MAX.
FEED HOLE PITCH	P	12.70	±0.30	0.500	±0.012
LEAD LOCATION	P1	3.85	±0.70	0.152	±0.028
CENTER OF COMPONENT LOCATION	P2	6.35	±1.30	0.250	±0.051
OVERALL TAPED PACKAGE THICKNESS	T	1.42	MAX.	0.056	MAX.
FEED HOLE LOCATION	W0	9.00	±0.50	0.354	±0.020
ADHESIVE TAPE WIDTH	W1	15.00	±0.50	0.598	±0.020
ADHESIVE TAPE POSITION	W2	4.00	MAX.	0.157	MAX.
TAPE WIDTH	W3	18.00	±0.50	0.709	±0.020

AE-001A

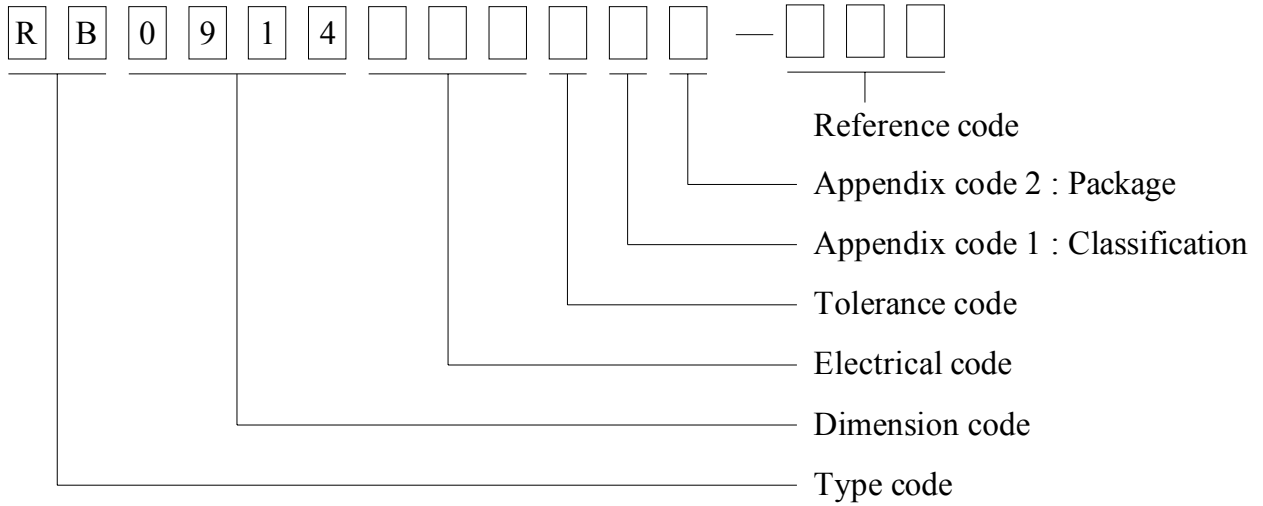
SPECIFICATION FOR APPROVAL

REF :

PAGE: 4

PROD. NAME	RADIAL INDUCTOR	ABC'S DWG NO.	RB0914□□□□L□-□□□
		ABC'S ITEM NO.	

. DWGING NUMBER EXPRESSION :



Appendix code 1 : Product Classification

- L : Lead Free Standard products comply with RoHS' requirements
- 1 ~ 9 : Lead Free Special products comply with RoHS' requirements

Appendix code 2 : Package Information

Code	Inner package	Inner package Q'TY	Remark
A	Box	200 pcs	
B	Bag	100 pcs	
C	T.B.D.	T.B.D.	
D	T / R (Reel Package)	500 pcs	

SPECIFICATION FOR APPROVAL

REF :

PAGE: 5

PROD. NAME	RADIAL INDUCTOR	ABC'S DWG NO.	RB0914□□□□L□-□□□
		ABC'S ITEM NO.	

UL CARD :

OBMW2 September 8, 2000

Magnet Wire-Component

JUNG SHING WIRE CO LTD E174837

231 CHUNG CHENG RD, SEC 3 JEN-TEH HSIANG, TAINAN
HSIEN TAIWAN

Mtl Dsg	Mark Dsg	BC	Coat Typ	OC	ANSI Type	Temp Class
AIW	---	Polyamideimide	---	---	MW81-C	220
CFUEWB	---	Polyurethane	---	---	MW75C	130
EIAIW	---	Polyesterimide	Polyamideimide	---	MW35C	200
EILOCKY	---	Polyesterimide	Polyamide	---	---	180
EILOCKW	---	Polyesterimide	Modified Epoxy	---	---	200
EIW	---	Polyesterimide	---	---	---	220
EIW-2	---	Polyesterimide	---	---	MW74-C	200
FL.EILOCKY	---	Modified Polyester	Polyamide	---	---	155
LSFFW	---	Polyurethane	---	---	MW79-C	155
LSUEW	---	Polyurethane	---	---	---	130
PEW	---	Polyester	---	---	---	155
PEY	---	Polyester	Nylon	---	MW24-C	155
SF.FLW	---	Modified Polyester	---	---	MW26C	155
SF.EIW	---	Polyesterimide	---	---	MW77C	180
SF.BY@	---	Modified Polyester	Nylon	---	MW27-C	155
SF.FLY@	---	Modified Polyester	Nylon	---	MW27-C	155
SF.BLOCKBS	---	Modified Polyester	Modified Polyamide	---	---	155
SF.EILOCKY#	---	Polyesterimide	Polyamide	---	---	180
SF.EILOCKBS	---	Polyesterimide	Modified Polyamide	---	---	180
SF.BW@	---	Modified Polyester	---	---	MW26C	155
SFFW	---	Polyurethane	---	---	MW79	155

287806002 Page 1 of 2

A not-for-profit organization dedicated to public safety and committed to quality service

Mtl Dsg	Mark Dsg	BC	Coat Typ	OC	ANSI Type	Temp Class
SFFY	---	Polyurethane	Polyamide	---	MW80C	155
UEW-1	---	Polyurethane	---	---	MW2-C	105
UEW-2	---	Polyurethane	---	---	---	130
UEW-4	---	Polyurethane	---	---	MW75C	130
UEY	---	Polyurethane	Nylon	---	MW28-C	130
UEY-2	---	Polyurethane	Polyamide	---	MW28-C	130

@-May be suffixed by LZ; # - May be suffixed by LZ, EL or LZI.
LZ - Signifies magned wires twisted together; EL - signifies base coated magnet wire laid parallel with top coat applied overall; LZL - signifies base coated magnet wire twisted together and covered with top coat overall.
Marking: Company name or trademarks **JSW** or 榮星電線, material designation or marked designation on packaed or reel, and Recognized Component Mark.

See General Information Preceding These Recognitions
For use only in equipment where the acceptability of the combination is determined by Underwriters Laboratories Inc.

287806002 Page 2 of 2

OBMW2E174837
September 8, 2000

AE-001A

